


Goupilles & Clips

Pins & Linchpins



Acier XC 80 / Steel XC 80

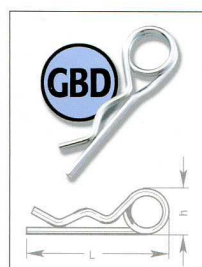
Zingué blanc ou zingué bichromaté* par procédé électrolytique / Electrolytic bichromate galvanized



T1 Goupille beta/Beta pins

Inox sauf 7 mm / Stainless steel except 7 mm


Réf.	D		Dimensions-mm				Poids/weight	
	mm	inch	L	h	ø axe/ø axis		Acier Zingué/ Bichromate Galv. steel	Inox/ Stainless steel
GBZB02.0	2.0	5/64"	48	15	8à/to12		0,227	0,255
GBZB02.5	2.5	3/32"	53	18	8à/to14		0,365	0,435
GBZB03.0	3.0	7/64"	60	21	10à/to15		0,695	0,755
GBZB04.0	4.0	5/32"	78	28	15à/to20		1,510	1,620
GBZB04.5	4.5	11/64"	102	34	20à/to22		2,790	2,700
GBZB05.0	5.0	3/16"	103	34	20à/to25		3,228	3,330
GBZB06.0	6.0	1/4"	103	36	25à/to30		4,935	5,170
GBZB07.0	7.0	9/32"	164	55	30à/to45		10,500	



T2 Goupille beta double/Double beta pins

Réf	D		Dimensions-mm				Poids/weight
	mm	inch	L	h	ø axe/ø axis		kg/100pcs
GBDZ03.0	3,0	7/64"	75	22	10à/to15		1,185
GBDZ04.0	4,0	5/32"	90	31	15à/to20		3,050
GBDZ05.0	5,0	3/16"	110	36	20à/to25		5,150
GBDZ06.0	6,0	1/4"	115	42	25à/to30		8,000
GBDZ07.0	7,0	9/32"	170	44	30à/to45		13,500
GBDZ08.0	8,0	5/16"	170	46	40à/to50		17,500

Acier zingué blanc / Galvanized steel white



T3 Goupille beta de sécurité/Safety beta pins

Réf	D		Dimensions-mm				Poids/weight
	mm	inch	L	h	ø axe/ø axis		kg/100pcs
GBZB02.0 SECU	2	5/64"	36	15	5à/to8		0,200
GBZB03.0 SECU	3	7/64"	55	21	5à/to12		0,700
GBZB04.0 SECU	4	5/32"	72	28	8à/to16		1,550
GBZB05.0 SECU	5	3/16"	88	34	10à/to20		2,940
GBZB06.0 SECU	6	1/4"	104	36	12à/to22		4,910

Anneau : acier DIN 17 223 de classe B / Steel DIN 17 223 class B

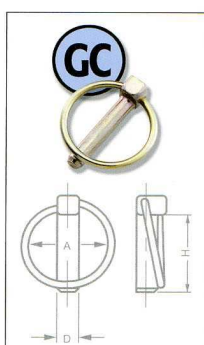
Tige en acier spécial - résistance 48-63 kg/mm / Special steel rod - strength 48-63 kg/mm

Zingué blanc ou zingué bichromaté* par procédé électrolytique / White or electrolytic bichromate zinc plated*



T4 Goupille clips pour tubes/Linchpins for pipes

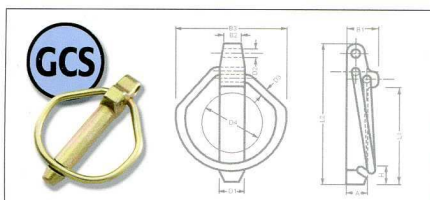
Réf	D		Dim.-mm		Poids/weight
	mm	inch	L	Ø	kg/100pcs
GTZB04.5x40	4,5	11/64"	40	36	2,230
GTZB06.0x32	6,0	1/4"	32	28	2,350
GTZB06.0x45	6,0	1/4"	45	40	2,740
GTZB08.0x40	8,0	5/16"	40	36	3,520
GTZB08.0x45	8,0	5/16"	45	40	3,570
GTZB08.0x50	8,0	5/16"	50	45	4,100
GTZB08.0x60	8,0	5/16"	60	55	4,460
GTZB10.0x40	10,0	7/16"	40	36	4,790
GTZB10.0x50	10,0	7/16"	50	45	5,720
GTZB10.0x60	10,0	7/16"	60	55	6,340



T5 Clips/Linchpins

Réf	D		Dim.-mm		Poids/weight
	mm	inch	H		kg/100pcs
GCZB04.5x40	4,5	11/64"	40		2,040
GCZB06.0x40	6,0	1/4"	40		2,350
GCZB06.0x45	6,0	1/4"	45		2,540
GCZB08.0x40	8,0	5/16"	40		2,950
GCZB08.0x45	8,0	5/16"	45		3,200
GCZB09.0x45	9,0	3/8"	45		3,895
GCZB10.0x40	10,0	7/16"	40		4,150
GCZB10.0x45	10,0	7/16"	45		4,480
GCZB11.0x40	11,0	29/64"	40		4,500
GCZB11.0x45	11,0	29/64"	45		4,985

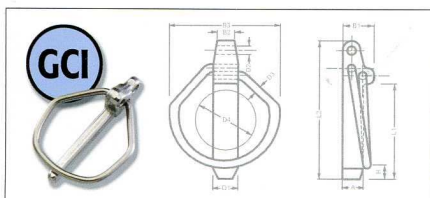
A diamètre intérieur = 34 mm



T6 Clips de sécurité/Safety Linchpins

Réf	D1		Dimensions-mm											Poids/weight
	mm	inch	L1	L2	H	B1	B2	B3	D2	D3	D4	A	DIN11023	kg/100pcs
GCZB07.5 SECU	7,5	19/64"	42	62	7	13,5	7,5	50	4	3,6	32	7,5	8x42	3,500
GCZB09.5 SECU	9,5	3/8"	45	66	11	14	8	50	4,5	3,6	32	8	10x45	4,000
GCZB10.5 SECU	10,5	27/64"	45	66	11	14	8	50	4,5	3,6	32	8,5	12x45	4,700
GCZB11.5C SECU	11,5	29/64"	45	66	11	14	9	50	4,5	3,6	32	9	12x45	5,000
GCZB11.5L SECU	11,5	29/64"	55	77	8	15	9	59	4,5	4	45	9	12x55	6,700
GCZB16.0 SECU	16,0	5/8"	60	84	12	17,5	14,5	59	6	4	45	12,5	17x60	12,300

Inox / Stainless steel



T7 Clips/Linchpins

Réf	D1		Dimensions-mm											Poids/weight
	mm	inch	L1	L2	H	B1	B2	B3	D2	D3	D4	A	DIN11023	kg/100pcs
GCI04.5	4,5	11/64"	32	51	7	10,5	3,6	35	2,7	2,5	25	4,5	5 x 32	1,000
GCI07.5	7,5	19/64"	42	62	7	13,5	7,5	50	4,0	3,6	32	7,5	8 x 42	3,600
GCI10.5	10,5	27/64"	45	66	11	14,0	8,0	50	4,5	3,6	32	8,5	12 x 45	5,000

*Acier zingué bichromaté dans la limite des stocks disponibles / Bichromate zinc plated steel available while stocks last.